

Mini Musical

Napoleon's Navy

Author: Daniel Dalton

Music: Tim J Spencer



EDUCATIONAL MUSICALS

© A. James, T. Dalton & A Dalton
Written by Daniel Dalton
Music & Lyrics by Tim J. Spencer
Illustrations by Anthony James
Narration by Anita Allen

1. All rights including staging, motion picture, radio, television, public reading and translation into foreign languages are strictly reserved.
2. This musical is fully protected under Copyright Laws of the British Commonwealth of Nations, the United States of America and all countries of the Berne and Universal Copyright Conventions.
3. No part of this publication may be reproduced in ANY form or by ANY means - photocopying, typescript, recording, (including video recording), manuscript, electronic, mechanical, or otherwise - or be transmitted or stored in a retrieval system without prior permission.
4. It is an infringement of Copyright to give any performance or public reading of the musical before the fee has been paid and performance licence issued.
5. All publicity material must contain the names of the writer and composer as asserted by them in accordance with the Copyright, Designs and Patents Act 1988.

Published by :
Educational Musicals Limited
S2 Berkeley House, 6 The Square,
Kenilworth, Warwickshire
United Kingdom, CV8 1EB.
www.educationalmusicals.co.uk
Tel: 01926 855920

NOTES

National Curriculum musicals at www.educationalmusicals.co.uk

Watch out for other titles in this unique range of educational assembly pieces:

The Gunpowder Plot – Remember, Remember the 5th of November
Monster of the Maze – The Story of Theseus and the Minotaur
Happy Christmas Tommy – The Christmas Miracle of 1914
The Dream Catcher – The Plains Indians of North America
Christopher Columbus - Voyage to the End of the World
The Victorian Historian - Rogues, Railways & Royalty
The Ancient Olympics – *The Story of Callipateira*
The Ancient Olympics - The Olympic Traditions
The Spanish Armada – The Invasion of England
The Lucky Viking – The Discovery of America
The Warrior Queen - The Romans in Britannia
The Warrior Queen - Boudica, Warrior Queen
The Boy King - **The Legend of Tutankhamun**
The Victorian Historian - History is Boring?
Saint Nicholas – The Real Santa Claus
The Magic Tree - A Story for Christmas
The Trojan Horse – The Fall of Troy
Henry VIII – Henry and Anne Boleyn
Henry VIII – The Break with Rome
Battle of Britain - Their Finest Hour
Pompeii – Escape from the Cloud
Pompeii - Life in a Roman Town
Trafalgar – Nelson's Finest Hour
Trafalgar - Napoleon's Navy
Trafalgar – Nelson's Navy
1066 – Harold's Army

Trafalgar Bibliography.

Lewis: "A Social History of the Navy".
Asprey, Robert: The Rise and Fall of Napoleon Bonaparte, Volume 1 – The Rise, 2000
Little Brown and Company.
Clark, Sir George: The Illustrated History of Britain, 1982 Octopus Books Ltd.
Fry, Plantagenet Somerset: History of the World, 1994 Dorling Kindersley Ltd.

Internet Sites.

<http://www.voodoo.cz/victory/trafalgar.html>
<http://www.nelsonsnavy.co.uk/battle-of-trafalgar.html>
<http://www.voodoo.cz/victory/victory.html>
<http://www.voodoo.cz/victory/nelson.html>
<http://www.aboutnelson.co.uk/trafalgar.htm>
http://www.geocities.com/Athens/3682/lord_nelson.html
http://en.wikipedia.org/wiki/Battle_of_Trafalgar

TRAFALGAR

Napoleon's Navy

Assembly Pack

Napoleon's Navy is a performance piece taken from one of a large range of full-scale educational musicals developed to compliment the UK Key Stage Two National Curriculum. The musicals cover historical and science based subjects.

Assembly pieces are much shorter, simpler versions of these shows, rewritten to be used in an assembly and performed with little rehearsal time and with only small casts. Three songs taken from the larger parent musical complete the piece. These songs can be learnt by the small cast or larger groups.

Like the parent musical we aim to provide an excellent product that can be performed quickly and easily and can be altered or adapted according to your needs. We hope you enjoy performing ***Napoleon's Navy***.

Characters.

Total Characters. 4 main parts, assorted French and English sailors.
(Numbers are flexible).

Napoleon Bonaparte -	French Emperor.
Admiral Villeneuve -	Leader of the French Fleet.
General Lauriston -	Commander of the French Marines.
Narrator -	An English Sailor.

2 English Soldiers –

Songs.

- 1. We will turn England French -** Villeneuve, Lauriston & French Sailors.
- 2. Napoleon's Cunning Plan -** Napoleon, Villeneuve, Lauriston & French Sailors.
- 3. Battle of Trafalgar -** Narrator and English Sailors.

TRAFALGAR

Napoleon's Navy

Fact Sheets.

The Battle of Trafalgar was the most significant naval battle of the Napoleonic wars. It took place in 1805 just off the coast of Cape Trafalgar in South West Spain and was a ferocious sea battle between the English forces led by Vice Admiral Lord Nelson, and the combined Spanish and French navies, led by Admiral Villeneuve.

Napoleonic Europe.

The Napoleonic wars were a series of battles between France and the rest of Europe. At the time, France was ruled by Napoleon Bonaparte. He ruled as if he was royalty. He made himself Emperor and presided over the French domination of Europe. Through a combination of diplomacy and invasion, Napoleon's armies controlled much of the European continent. Other nations allied together against the French and a series of major battles were fought all over the continent.

At the time of the Battle of Trafalgar, Britain stood virtually alone against France. Whilst Napoleon controlled the European continent, Britain still controlled the oceans and her Navy had managed to effectively keep most of the French navy blockaded in their ports. Thus stopping her ships from putting to sea, attacking the English or potentially invading Britain.

The Lead up to the Battle.

The battle of Trafalgar was the culmination of a long naval battle between the French and British forces. In 1802, the Treaty of Amiens had been signed, ensuring peace between Britain and France. However, even during this period of peace, Napoleon developed plans to invade Britain because the British naval dominance threatened the future supply of trade to French ports. He ordered a fleet of invasion barges to be built and moved much of his army to the Pas de Calais region. On 16th May 1803, the peace Treaty failed and England declared war on France. Napoleon continued with his plans to invade England, however, in order to invade, he had to get his army safely across the English Channel. For this, he needed naval control of the Channel for long enough to get his invasion barges across. However, from 1803 to 1805, the British fleet blockaded the French fleet in their ports at Toulon and Brest.

The Battle Itself.

Between August and October 1805, the French and Spanish combined fleet lay in port in Cadiz whilst the British fleet blockaded them in.

On the 19th October 1805, the combined fleet began to leave the harbour. Villeneuve's original plan was to try to chase the British away. But light winds meant that this would be impossible and led to it taking two days for the entire fleet to clear the harbour. At around 6am on the 21st October, the Combined fleet spotted the British ships and Villeneuve decided to try to return to Cadiz. However, it was clear that there would not be enough time for this as the British ships bore down fast on the fleet. The Combined fleet therefore prepared for battle and arranged itself in a loose line, with Admiral Villeneuve's ship, *Le Bucentaure*, positioned in the centre.

The battle started at around midday and started with cannon exchanges at long range and then developed into hand to hand fighting as ships came together. As the HMS *Victory* crashed into the French ship *Redoubtable*, musket fire from the French ship hit Nelson in the left shoulder, injuring both his shoulder and his spine.

However, during the hand to hand battles, the British eventually prevailed, aided greatly by the inability of several French ships to sail upwind and join the battle. However, both sides suffered huge losses. Despite not losing one ship, Britain lost 449 men killed, with another 1241 injured. The combined French and Spanish fleet lost over 4,000 men killed with another 2545 wounded.¹ They also lost 27 ships sunk or captured.

TRAFALGAR

Napoleon's Navy

On the deck of Le Bucentaure - the French Fleet's Flagship

Two French sailors enter carrying a mast and a sail to signify that they are on HMS Bucentaure. Another French sailor enters and acts as lookout, peering through a telescope towards the audience. Admiral Villeneuve and General Lauriston enter the performance area.

SONG 1: - We will Turn England French - Villeneuve, Lauriston & French sailors.

During the song, they all make horrible faces about how the English will feel about being turned French. Every time an English stereotype is mentioned, they all go "uurgh".

We will turn England French.
They'll have no line of defence.
They'll eat croissants for breakfast,
Frog legs for lunch,
And as for the evening the snails they will munch.
And we'll make them wear stripes.
Give them all berets, now won't that be nice,
And they'll have a nice national anthem at last,
When we turn England French.

The English are filth they're so common, unpure,
They don't know what true culture is.
They only drink beer not the fine Bordeaux wine,
We'll have to make changes to this.
I hate fish and chips they'll be banned through the land,
We'll make them eat garlic instead.
And do to the monarch what we French have done,
We'll catch him and cut off his head!

We will turn England French.
They'll have no line of defence.
They'll eat croissants for breakfast,
Frog legs for lunch,
And as for the evening the snails they will munch.
And we'll make them wear stripes,
Give them all berets, now won't that be nice.
And they'll have a nice national anthem at last,
When we turn England French.

Napoleon palace will sit up the Mall,
And Trafalgar Square won't exist.
The roads will be rues and the castles chateaux,
I'll make them do all that I wish.
We'll get rid of pasties, we'll get rid of pies,
Their sandwiches will be baguettes.
I'll teach them that French is the ultimate land,
So they never forget.

We will turn England French.
They'll have no line of defence.
They'll eat croissants for breakfast,
Frog legs for lunch,
And as for the evening the snails they will munch.
And we'll make them wear stripes,
Give them all berets, now won't that be nice.
And they'll have a nice national anthem at last,
When we turn England French.

And they'll have a nice national anthem at last,
When we turn England French.

At the end of the song Napoleon enters the performance area. All the sailors bow to him.

Villeneuve. Greetings your highness Emperor Napoleon, the one and only leader of the French lands.

Napoleon. Yes, yes I know how great I am Admiral Villeneuve. Now how are our preparations going to invade England?

Villeneuve. Well, we still need to find a way to get past that pesky Lord Nelson and his Royal Navy.

Napoleon. That won't be a problem, isn't that right General Lauriston?

Lauriston. Not at all. Send my marines in and we will destroy every one of their men.

Villeneuve. Yes, but before you can get your men close enough to their men, our ships have to get close to their ships.

Napoleon. And what is wrong with that Villeneuve, Commander of the French Fleet?

Villeneuve. Well they might shoot at us your highness. We might get hurt!

Napoleon. (*Exasperated*) Mon Dieu!

General Lauriston slides his finger across his throat to suggest that Napoleon should execute him.

Napoleon. You are not fit to stand before me. I have guillotined men for less than your cowardice!

Lauriston. We could have a nice execution in Paris your highness. We could have some music, some food, it could be a real family day out.

Villeneuve looks very worried!

Villeneuve. I'm sorry your highness, but we cannot face Lord Nelson. Our ships are old and need repair. Nelson is also too clever for us!

Napoleon. Etes-vous fous? We are Frenchmen. Do not tell me that an Englishmen is more intelligent than we are.

Villeneuve. But Nelson's fleet has blockaded all our ports.

Napoleon. Well here's an idea! Sail out of port and attack him!

Villeneuve. But your highness, in naval warfare, you can't do that. You have to wait for the right wind, the right sun position. You don't want too many waves, you might get seasick!

Napoleon. *(Shouting at him)* I am the Great Napoleon Bonaparte. I have destroyed many enemies all over Europe. Do not tell me how to win a battle!

Villeneuve. Yes. Sorry your highness.

Napoleon. Anyway, you are lucky. I will not kill you yet because I have a cunning plan for you!

SONG 2: Napoleon's Cunning Plan Napoleon, Villeneuve, Lauriston & Soldiers.

During the song, the soldiers bring on a folding table onto the performance area. One of them carries a map and places it on the table.

I have a cunning plan.
And soon all the English will be running.
And we will celebrate our victory,
With a parade through London town.
And we will conquer their poor king and take his crown.

We will unite the fleets.
The French and the Spanish work together.
Villeneuve you must sneak out.
And then you must head to the Caribbean.
And we will then attack their possessions,
And the British will then come.
They'll send their ships en masse to stop you
Then we've won.

'cause while they're out at sea,
The rest of our fleet will sail to England.
They will have no-one left.
Or anyone who's left will be defeated.
And then we'll sail up to our victory.
All of England will be mine,
And we will celebrate our victory for all time.

It's quite a cunning plan.
A really cunning plan.
I like my cunning plan.
Don't you?

- Villeneuve.** The Caribbean! C'est bon!
- Napoleon.** You must avoid Nelson's fleet, do not do battle with him until you have united the fleet in the Caribbean.
- Villeneuve.** I like this plan your highness, go to the Caribbean with its lovely, sunlit beaches, hot and tropical climate (*he pauses for a second*) and avoid Nelson. Sounds good.
- Lauriston.** Good choice your highness. There is one Admiral who you can be sure will avoid fighting Nelson, it is Villeneuve.
- Napoleon.** Then my armies will take a nice cruise across the channel to England and we will capture London!
- Lauriston.** Excellent your highness.
- Napoleon.** But Villeneuve, if you fail me, it is le guillotine pour vous! Now get your ship to sea.
- Villeneuve.** Of course your Excellency.

Napoleon exits the performance area. The narrator (dressed as an English sailor) enters the performance area along with two other English sailors. Everyone else on the performance area freezes.

Narrator. Villeneuve's navy then sailed away,
To the Caribbean to rest and play.
Though Nelson chased him across the sea,
A battle this time was not meant to be.

But Villeneuve's luck finally ebbed away,
As the English fleet turned to face their prey.
Their fleet so proud as the French they fought,
At the Battle of Trafalgar,

The French characters unfreeze.

French Lookout. I can see the English fleet.

SONG 3: The Battle of Trafalgar - Narrator and English Soldiers.

Sound Cue:- *Cannon fire at the start of the CD. The cannons fire continuously whilst the next lines are spoken. This is the start of song three. The dialogue continues over the introduction to the song.*

Villeneuve and Lauriston start looking very worried

Villeneuve. They are attacking us! Retreat, retreat!!

Lauriston. Don't be stupid.

Villeneuve. We will be destroyed. Let's just get out of here!

Lauriston. No we must stand and fight for France.

Villeneuve. Take cover!

Sound Cue 2 : *Big Explosion on the CD.*

As the explosion hits, all the French soldiers struggle to keep their feet. Some fall down, others pretend to lean onto parts of the ship to keep their feet.

Lauriston. It's just a glancing blow, nothing to worry about!

Villeneuve. Abandon ship! We are defeated.

Lauriston. They haven't even got close yet! Look here they come.
Their ships are getting closer.

Villeneuve. Oh no, I think I can see Lord Nelson. We are doomed!

Lauriston. We will be victorious. This will be the great French victory
at the Battle of Trafalgar!

The narrator and English soldiers sing the rest of the song. The French soldiers act out a battle on the performance area. Villeneuve continues to panic whilst Lauriston is strong and brave.

Narrator & English Sailors.

We took up our lines, two fearless lines
And we sailed in on swift winds to their fleet.
The men stood so brave, knew how to behave,
And we sliced through and each man knew we would win.

During the next verse, the sailors holding the French mast and sails slowly fall to the ground. When they do this, all the other French sailors including Lauriston and Villeneuve try to keep on their feet but slowly also fall to the ground.

This was the key, our victory
And the French gasped as we split them in two.
The guns we possessed fired, oh what a mess.
And the ships fought while the men sought history.
The Battle of Trafalgar.

Men, men on each side.
Fought well, bravely they died.
While the shot fell from the skies in thunder they died.

At this point, one of the French sailors who is on the floor, pretends to take aim and shoots one of the English sailors. One of the English sailors falls to the ground.

Pray for John Scott killed by one shot,
And so many men never again saw the dawn.
But these tactics ensured our victory was born,
And we made sure that the history books won't forget
The Battle of Trafalgar.

At the end of the song, everyone gets to their feet and Napoleon enters the performance area. The cast then makes a line across the performance area, link arms, take a couple of steps forward and bow.

THE END

ASSEMBLY ART PACK

Note: This is an abbreviated art pack taken from the full length show



The Work of Artist Anthony James

Artist Anthony James has worked extensively as "**Creaturama Workshops**" in education since 1992. His work, based on the use of junk materials, has featured in three nationally touring exhibitions. Anthony has also worked as a television and theatre "Production Designer" and his work has appeared on many T.V. programmes. As part of "**Creaturama**", Anthony also runs workshops based on real historical subjects and the following pages are taken from these formats and are based on techniques that have proved to be achievable in the field.

WARNING.

All scissors are dangerous, even if plastic. Make children aware of this. Check collected junk for such items as glass and metal tins. Also check that bottles and food containers have been emptied and cleaned properly. *(There really is nothing like the smell of festering milk in the bottom of an old plastic milk bottle to make children sick).*

MATERIALS

All of Anthony's work is based on the use of two inch wide masking tape. To use thinner tape is a false economy as the children will just use more of this to achieve the same effects. Wide masking tape, scissors and cardboard are the only real indispensable materials needed. **THE FEATURED TECHNIQUES WILL NOT WORK WITH THIN MASKING TAPE.** Other useful materials include coloured papers, kitchen rolls, cereal boxes and old newspapers.

MASKING TAPE.

Masking tapes differ widely in their quality and price. Be aware of differing prices and shop around, the savings you can make may surprise you. Remember masking tape is created for masking so most masking tapes can be painted over. Do not confuse with gummed tape or parcel tape *{both are usually dark brown as opposed to light cream}*. Make children aware that ripping tape with their teeth is unwise, particularly if they are "First teeth"! Cutting with scissors or breaking by using the thumb placed on the rolls edge are both acceptable. Make children aware that masking tape and hair do not mix!

DO NOT BE AFRAID.


The biggest hurdle in three dimensional model making is a misconception that it is a complex or unattainable skill. The trick is in making items stick together properly and after some initial practice you will realise just how easy this is.

PAINTING.

When three-dimensional creations are painted, try getting the children to paint them one colour first. The primary coat as I call it. This stops a random mixing of colours occurring when several are used at the same time. Once the primary coat is dry other colours and features can be added. If paint refuses to cover tape or plastics, use a small amount of PVA glue mixed with a ready mixed paint.


FINALLY.

All the techniques featured have been tried out before their inclusion in this pack and are achievable by children from reception upwards. They are meant as a guide only and it is up to you and the children's individual talents as to just how ambitious you wish to be. Get the children to make big things. Model making is great fun and is a lively and informative way of teaching Art, History and Technology.



Masts, Flags & Sails.

The mast and sail can be created by using a long piece of wood or pole which a child would carry. Remember to consider door heights before deciding on the pole's height. Sails can be hung from this by using lengths of thinner timber or bamboo with squares of cheap calico stapled to them. Attach the cross pieces of timber to the central masts with hooks and eyes to aid in pre performance storage. String attached to the centre mast and to the ends of the cross piece will stop the sail from folding up. The French flag created from card can be attached to the top of the mast. False stitching lines can also be drawn onto the calico with a grey or brown felt tip pen for authenticity and a false sense of scale.



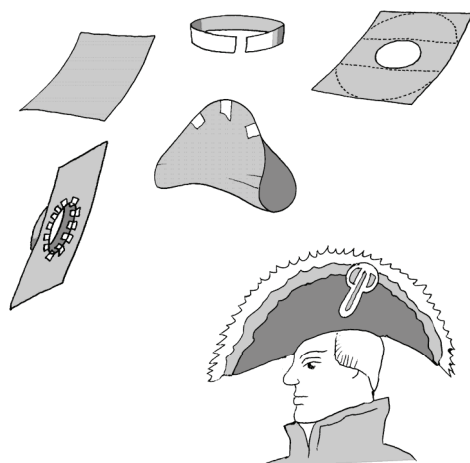

Napoleon Bonapart.

Napoleon and Villeneuve's jackets can be created using long coats acquired from charity shops. Try to ensure they are not too heavy or hot, which could affect your young actor's performance. Ladies coats can be good for this job as some are decorative rather than functional, so they are lighter and cooler to wear. Again white underclothes can be used with socks over white trousers and a piece of white cloth or a scarf as a cravat. Napoleon was well known for keeping one arm hidden within his coat.



Face Painting.

The sailors and other characters in the show look great with beards and moustaches. This is also a clever way of getting girls into your navy. Face paints recreate facial hair. Apply with cotton buds, not brushes and use one bud per child, this prevents the spread of skin diseases and other infections. If each child loads their cotton bud before applying the face paint this means the source make-up is also clear of contaminants.




Napoleon's Bicorn Hat.

This hat is quite a simple make but it needs to be executed with some flair.

Use thin dark grey or black card. To start create a band of card around 5cm wide to fit around the wearer's head. Put the band on the middle of a sheet of A2 card and draw around it with a pencil. Cut out a hole and pre-fold the card at the edges of the hole as shown. Attach the band to the card as in the illustration. Cut off the corners of the card bringing them up to meet in the middle. Use a piece of masking tape (or transparent tape) to attach the two sides together. Use two more strips of tape at 10 and 2 o'clock to create the shape.

Don't worry if the head band bends alarmingly when you do this the wearer's head will straighten it when it is worn. Fill the sides in with scraps of black tissue paper and with yellow gaffer tape to create a yellow/gold braid around the hat's edge hiding the tape pulling the hat together.

Finally, take a sheet of yellow or gold A4 paper to create the hat's distinctive plume. Attach with double sided or folded over tape. If you wish to create a hat for Admiral Villeneuve you can do this in the same way as Napoleon's, Villeneuve would wear his hat from front to back and his hat would have white trim as in the illustration [you can use cotton wool and double sided tape for the trim]. This is a surprisingly effective piece of costume and all your Admirals or officers can wear similar versions.



English Sailor

French Sailor

18th Century Sailor Costumes.

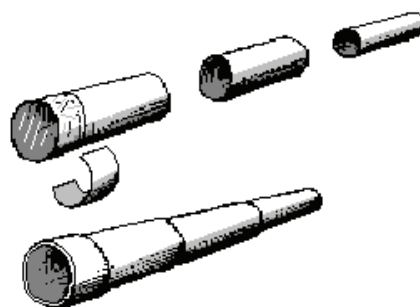
These can be created by parents or found in charity shops (so your money goes to good causes).

Stripy tops are great, especially if they are white and blue but any colours can be used.

Neck scarves help create the authentic look and either white or grey trousers can be used to finish the costume. French sailors could wear berets

A Telescope.

There are several ways to achieve this working prop. The simplest is to find several cardboard tubes that can fit tightly within one another. A piece of clear plastic or cling film can then be stretched over the largest tube with tape. The tape can then be hidden under a collar of card. If the desired tubes cannot be found, cereal box cardboard can be rolled to create cardboard tubes. Ensure that the laminated sides are on the inside to enable paint to be applied.



1. We Will Turn England French

(Villeneuve, Lauriston & French Sailors)

BATTLE OF TRAFALGAR
Music and Lyrics by Tim J. Spencer

♩ = 187

Vocals

3 3 3

Keyboard

B B⁷ A/B B⁷ E E^{ma7}

We will turn En - gland

7

Vox.

French They'll have no line of de - fence They'll eat croi-ssants for

Kbd.

E⁶ E^{ma7} E C^{#7} F^{#m} B⁷ F^{#m}

14

Vox.


break-fast frogslegs for lunch and as for the eve-ning the snailthey will munch and we'll


Kbd.

B F^{#m} B F^{#m} B⁷ E B⁷

We Will Turn England French

21

Vox.  make them wear stripes give them all be - rets now won't that be nice


Kbd.  E E^{ma7} E⁶ E^{ma7} E C[#]/E[#] F^{#m7}


28

Vox.  And they'll have a nice na - tio - nal an - them at last when we turn En - gland


Kbd.  B⁷ F^{#m7} B⁷ G^{#m7} C^{#7} F^{#m7} B⁷


35

Vox.  French _____ The En - glish are filth they're so co - mmon, un - pure They don't know what Na - po - le - on Pa - lace will sit up The Mall And Tra - fal - gar

Kbd.  E C^{#m} G^{#7}/B[#] E/B

42

Vox.  true cul - ture is _____ They on - ly drink beer not the fine Bor - deaux wine We Square won't e - xist _____ The roads will be rues and the ca - stles cha - teaux I'll

Kbd.  F[#]/A[#] F^{#m}/A E/G[#]

49

Vox.

have to make chan - ges to this _____ I hate fish and chips they'll be
make them do all that I wish _____ We'll get rid of pas - ties we'll

Kbd.

F#m G#7 C#m

55

Vox.

banned through the land we'll make them eat gar - lic in - stead _____ And do to the
get rid of pies Their sand - wi - ches will be ba - guettes _____ I'll teach them that

Kbd.

G#/B# E/B F#/A# F#m/A

62

Vox.

mo - narch what we French have done, we'll catch him and cut off his head We will
French is the ul - ti - mate land _____ so _____ they ne - ver for - get We will

Kbd.

E/G# F#m B A/B A6/B

70

Vox.


turn En - gland French They'll have no line of de - fence


Kbd.

E Ema7 E6 Ema7 E C#7 F#m

We Will Turn England French

77

Vox.  They'll eat croissants for break fast frogs legs for lunch and as for the eve-ning the

Kbd.  B⁷ F^{#m} B F^{#m} B F^{#m} B⁷


84

Vox.  snail they will munch and we'll make them wear stripes give them all be - rets now



Kbd.  E B⁷ E E^{ma7} E⁶ E^{ma7} E


91

Vox.  won't that be nice And they'll have a nice na - tio - nal an - them at last when we

Kbd.  C^{#/E#} F^{#m7} B⁷ F^{#m7} B⁷ G^{#m7} C^{#7}

98

Vox.  turn En - gland French  French  And they'll have a nice

Kbd.  F^{#m7} B⁷ E E F^{#m7}

105

Vox.

na - tio - nal an - them at last when we turn _____ En - gland

Kbd.

B⁷ G^{#m7} C^{#7} F^{#m7} F^{#m7} B⁷

112

Vox.

French _____

Kbd.

E E^{ma7} E⁶ E^{ma7}

116

Vox.

Kbd.

F^{#m7} B⁷ E

2. A Cunning Plan

(Napoleon, Villeneuve Laurison & French Sailors)

BATTLE OF TRAFALGAR
Music and Lyrics by Tim J. Spencer

$\text{♩} = 120$

Vocals

I have a cu - nning plan

Keyboard

Em Am B⁷ Em Em B⁷/F[#] Em/G

4

Vox.

The En - glish will ne - ver see it co - ming I have a

Kbd.

Em Am B⁷ Em

7


Vox.

cu - nning plan And soon all the En - glish will be ru - nning And we will


Kbd.

Em B⁷/F[#] Em/G Em Am B⁷ Em

11

Vox. 

ce - le - brate our vic - tory with a pa - rade through Lon - don town And we will con - quer their poor

Kbd. 

G D/F# Em Am Am⁷ D⁷ G B⁷

16


Vox. 

King and take his crown We will u - nite the fleets


Kbd. 

Em B_{sus}⁴/F# B⁷ Em B⁷/F#Em/G

20


Vox. 

The French and the Spa - nish work to - ge - ther Ville - neuve you must sneak out


Kbd. 

Em Am B⁷ Em B⁷/F#Em/G

24


Vox. 


And then you must head to the Ca - rri - be - an And we will then a - ttack their po -

Kbd. 


Em Am B⁷ Em G D/F#


28

Vox.  se-ssions And the Bri - tish will then come They'll send their ships en mass to stop you then we've

Kbd.  Em Am Am⁷ D⁷ G B⁷ Em

33

Vox.  won Cause while they're out at sea The

Kbd.  B⁹ sus⁴/F[♯] B⁷ Em B⁷/F[♯] Em/G Em

37

Vox.  rest of our fleet will sail to Eng - land They will have no - one left Or

Kbd.  Am B⁷ Em Em B⁷/F[♯] Em/G Em

41

Vox.  a - ny - one who's left will be de - fea - ted And then we'll sail up to our vic - tory all of

Kbd.  Am B⁷ Em G D/F[♯] Em

45

Vox.

En - gland will be mine And we will ce - le - brate our vic - tory for all time

Kbd.

Am Am⁷ D⁷ G B⁷ Em Bsus⁴/F[#]

50

Vox.

It's quite a cu - nning plan A rea - lly cu - nning plan

Kbd.

B⁷ Em B⁷/F[#]Em/G Em B⁷/F[#]Em/G

54

Vox.

I like my cu - nning plan don't you

Kbd.

Em B⁷/F[#]Em/G

3. The Battle of Trafalgar

(Narrator & English Sailors)

THE BATTLE OF TRAFALGAR
Words and Music by Tim J. Spencer

♩ = 120

Nelson

Keyboard

D G/D D

4

Nelson

Kbd.

We took up our lines
This was the key

G/D D Em/D

7

Nelson

Kbd.

Two fear-less lines and we sailed in on as
Our vic-to-ry And the French gasped as

Em/A D G D

The Battle of Trafalgar

10

Nelson

swift winds to their fleet
we split them in two

The
The

Kbd.

G D Asus⁴ A

13

Nelson

men stood so brave
guns we po-ssesed

Knew How to be-
Fired oh what a

Kbd.

D Em/D Em/A

16

Nelson

have And we sliced through and each man knew we would
mess and the ships fought while the men sought hi - sto

Kbd.

D G D F# Bm

19

Nelson

win The Ba - ttle of Tra - fa - gar
ry The Ba - ttle of Tra - fal - gar

Kbd.

G A⁷sus⁴ D

22

Nelson

Kbd.

G/D D G/D

25

Nelson

Men men on each side fought well brave - ly they died While the

Kbd.

Em⁷ D/F# G F#m Bm

29

Nelson

shot fell from the skies In thun - der they died

Kbd.

Em D/F# Asus⁴

32

Nelson

Kbd.

A D

John Scott is shot and killed by a sniper

36

Nelson

Kbd.

G/D

D

G/D

39

Nelson

Pray _____ for John Scott

Killed _____ by one

Kbd.

D

Em/D

Em/A

42

Nelson

shot _____ And so ma - ny men

Ne - ver a - gain _____ saw the

Kbd.

D

G D

G D

45

Nelson

dawn

But these

tac - tics en -

Kbd.

Asus⁴

A

D

48

Nelson

sured Our vic - tory was born And we

Kbd.

Em/D Em/A D

51

Nelson

made sure that the hi - story books won't for - get

Kbd.

G D F# Bm G

54

Nelson

The Ba - ttle of Tra - fa - - gar

Kbd.

A7sus4 D

56

Nelson

—

Kbd.

G/D D

Potty Pantos

Goldilocks and the Three Scares
Daring Dick Whittington
Jack and the Big Stork!
Aladdin's Lump

CHRISTMAS SHOWS

Happy Christmas Tommy – *The Miracle of 1914*
The Magic Tree – *A Story for Christmas*
Saint Nicholas – *The Real Santa Claus*
The Star Child – *The Christmas Story*

50 minute Educational Musicals

Supporting National Curriculum subjects

The Gunpowder Plot – *Remember, Remember the 5th of November*
Monster of the Maze – *The Story of Theseus and the Minotaur*
Perfect Pirates – *The Story of Anne Bonny and Mary Read*
The Dream Catcher – *The Plains' Indians of North America*
The Victorian Historian – *A Journey to Victorian England*
The Ship of Dreams – *The Voyage of the RMS Titanic*
The Ancient Olympics – *The Legend of Callipateira*
The Golden City – *The Lost Empire of the Aztecs*
The Spanish Armada – *The Invasion of England*
Valley of the Kings – *The Power of the Sun God*
The Boy King – *The Legend of Tutankhamun*
The Warrior Queen – *Boudica and the Romans*
Christopher Columbus – *The World is Round*
The Lucky Viking – *The Discovery of America*
The Saxon King – *The Story of Sutton Hoo*
Battle of Britain – *A Story of the Few*
The Trojan Horse – *The Fall of Troy*
Henry VIII – *The Break with Rome*
Trafalgar – *Nelson's Finest Hour*
Gettysburg – *Brothers at War*
1066 – *The Battle of Hastings*
Pompeii – *The Rain of Fire*

All shows ready to perform the pack includes
History Fact Pack, Script, Libretto Music Score & CD.

This material is non refundable

NO PERFORMANCE FEES UNLESS CHARGING AUDIENCE

Rehearsal Scripts & Song Books available in packs of 10

Go to www.educationalmusicals.co.uk
Where you can hear two songs from each show
or read two pages of script from each show
and your children can download the songs



TRAFALGAR

Napoleon's Navy

Assembly Pack

Napoleon's Navy is a performance piece taken from the parent musical ***Trafalgar*** one of our large range of full scale educational musicals developed to complement the UK, Key Stage Two National Curriculum, covering historical subjects.

Napoleon's Navy is a parallel show to ***Nelson's Navy*** showing the build up to the battle from the French point of view along with Napoleon's cunning plan to send Admiral Villeneuve to the Caribbean with the hope of giving himself time to cross the English Channel. The show starts with the popular song "We Will Turn England French"

ISBN 1-905123-45-0

